


The CA Series aluminum pressure washer is the ultimate answer for those applications requiring a lightweight, yet durable unit that is also extremely easy to handle.

PORTABLE - GASOLINE -
DIRECT DRIVE - ALUMINUM


COLD WATER PRESSURE WASHERS
CA Series

**NEW MODELS
WITH EXTERNAL
BYPASS SYSTEM**


New models available with General pumps and external bypass system which allows more water into the system to protect from heat build-up



Patented vibration isolation plate with four (4) rubber isolators for reduced movement



Aluminum base plate and solid full-length axle



CA-4004-1MHB



CA-3003-0MRB

Pump: Direct drive triplex piston AR, General or Mi-T-M pump with ceramic plungers · Stainless-steel and brass unloader · Adjustable pressure · Forged brass manifold · Thermal relief valve · In-line water strainer

Engine: Performance-proven engine with low-oil protection

Frame: Light, corrosion resistant aluminum frame · 1-inch aluminum tube handles for easier pulling · Convenient nozzle holder for quick connect nozzles · Pneumatic tires with tubes for longer life · Dual rubber isolators

Unit Includes: Quick connect nozzles (0°, 15° and 25°) · 50-foot x 3/8-inch non-marking hose with quick connects, swivel and bend restrictors · Professional-grade insulated trigger gun with safety lock-off · 36-inch lance with rubber grip (48-inch lance on 3500 & 4000-PSI models)

1 YEAR LIMITED PARTS & LABOR WARRANTY
2 YEAR LIMITED MI-T-M PUMP WARRANTY
3 YEAR LIMITED HONDA ENGINE WARRANTY
3 YEAR LIMITED SUBARU ENGINE WARRANTY
7 YEAR LIMITED AR & GENERAL PUMP WARRANTY
ETL US Intertek Certified to UL-1776

Model No.	PSI	GPM	Displacement/Engine	Dimensions (LxWxH)	Ship Wt.	Net Wt.
CA-2403-0MHB	2400	2.4	196cc Honda OHV	39in.x20.5in.x24.5in.	100 lbs.	73 lbs.
CA-2403-0MRB	2400	2.4	211cc Subaru OHC	39in.x20.5in.x24.5in.	100 lbs.	73 lbs.
CA-2703-0MHB	2700	2.4	196cc Honda OHV	39in.x20.5in.x24.5in.	100 lbs.	73 lbs.
CA-2703-0MRB	2700	2.4	211cc Subaru OHC	39in.x20.5in.x24.5in.	100 lbs.	73 lbs.
CA-2703-8MHB	2700	2.4	196cc Honda OHV	39in.x20.5in.x24.5in.	100 lbs.	73 lbs.
CA-2703-8MRB	2700	2.4	211cc Subaru OHC	39in.x20.5in.x24.5in.	100 lbs.	73 lbs.
CA-3003-0MHB	3000	3.0	270cc Honda OHV	42.5in.x23.5in.x24.5in.	155 lbs.	105 lbs.
CA-3003-0MRB	3000	3.0	265cc Subaru OHC	42.5in.x23.5in.x24.5in.	155 lbs.	105 lbs.
CA-3504-0MHB	3500	3.5	389cc Honda OHV	42.5in.x23.5in.x24.5in.	175 lbs.	125 lbs.
CA-3504-0MRB	3500	3.5	404cc Subaru OHV	42.5in.x23.5in.x24.5in.	175 lbs.	125 lbs.
NEW! CA-3504-1MHB*	3500	4.0	389cc Honda OHV	42.5in.x23.5in.x24.5in.	175 lbs.	125 lbs.
CA-4004-0MHB	4000	3.5	389cc Honda OHV	42.5in.x23.5in.x24.5in.	175 lbs.	125 lbs.
CA-4004-0MRB	4000	3.5	404cc Subaru OHV	42.5in.x23.5in.x24.5in.	175 lbs.	125 lbs.
NEW! CA-4004-1MHB*	4000	4.0	389cc Honda OHV	42.5in.x23.5in.x24.5in.	175 lbs.	125 lbs.

*Model comes standard with external bypass system and General pump.

Options (Consult price list or www.mitm.com for more information on option descriptions and qualifying models)
50-0161 High pressure detergent injection CX-0083, CX-0084 External bypass
AW-8400-0021 Low pressure detergent injection TX-1002-W Puncture-proof tires
CX-0005 Insulated dual lance